



CUB MEETING SCHEDULE : Week 2

Theme: Remembrance

Date: _____

<i>Time</i>	<i>Activity</i>	<i>Program Details</i>	<i>Leader Responsible</i>
10 mins	Gathering Activity	Remembrance Activities (See detail planning sheet)	
5 mins	Opening Ceremony	(Details can be found in the Cub Leader's handbook)	
10 mins	Game	Flanders Field Relay (See detail planning sheet)	
30 mins	Theme Activity	Peace Cranes (See detail planning sheet)	
25 mins	Game	Prisoner's Base (See detail planning sheet)	
5 mins	Song/Story	Grand Old Duke of York (See detail planning sheet)	
10 mins.	Six Meeting	Dot to Dot	
5 mins.	Spiritual Fellowship	- Recite Law/Promise - Prayer - B.-P.'s Thought	
5 mins	Closing Ceremony	(Details can be found in the Cub Leader Handbook)	
15 mins	Leader Discussion Time	Review meeting & discuss next week's plans	

Badge Links:

Meeting Notes:



Cub Meeting Schedule: One Week Theme: Remembrance Week 2

GATHERING ACTIVITY

Remembrance Activities

Equipment: copies of the Hidden Message (below) and Hidden Items page (attached), pencils

Instructions:

Hand out the papers and pencils to the Cubs as they arrive. Collect the finished papers.


HIDDEN MESSAGE

Follow the steps to find the hidden message.

	A	B	C	D	E
1	U	N	P	O	6
2	V	2	E	F	4
3	M	B	6	12	E
4	8	14	10	E	16
5	15	R	W	1	1

1. Cross out the vowels in columns A and E.
2. Cross out the consonants in columns C and D.
3. Cross out the even numbers in rows 2 and 4.
4. Cross out the multiples of 3 in rows 1, 3 and 5.
5. Fill the blanks with the leftover numbers and letters in the same order as they appear in the chart.

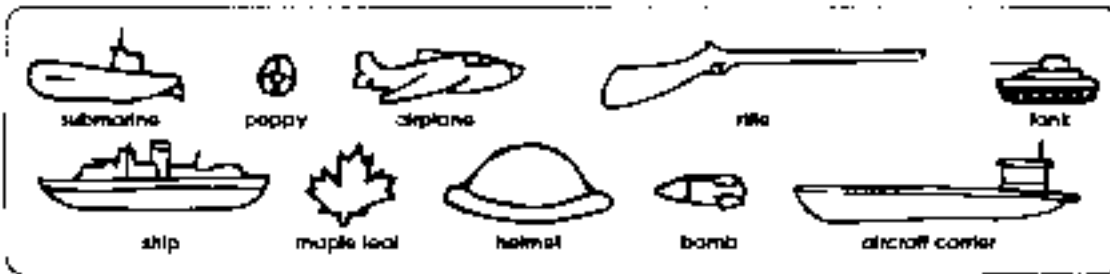
Remembrance Day: _____



The original version of this document has been provided courtesy of Veterans Affairs Canada.



Can you find the hidden items in this picture?



The original version of this document has been provided courtesy of Veterans Affairs Canada.

Many Canadian women worked at maintenance and in manufacturing during the Second World War.



GAME

Flanders Field Relay

Equipment: copies (one for each six) of the poem (below) cut up line by line, placed in a container; one copy to post on the wall

Instructions:

Form into relay lines in sixes at one end of the meeting area, with the poem posted at the other end.

Give each six a container with the cut up poem in it.


First Cub in line reaches into the container and pulls out one line of the poem.

He/she runs up to the far wall and places the line of poetry in what they believe is the correct spot.


They then run back to their six and touch the next Cub in line. Continue until the poem is assembled correctly.

First six to assemble the poem correctly, wins.

In Flanders fields



In Flanders fields the poppies blow
Between the crosses, row on row,
That mark our place; and in the sky
The larks, still bravely singing, fly
Scarce heard amid the guns below.



We are the Dead. Short days ago
We lived, felt dawn, saw sunset glow,
Loved, and were loved, and now we lie

In Flanders Fields.
Take up our quarrel with the foe:
To you from failing hands we throw
The torch; be yours to hold it high.
If ye break faith with us who die
We shall not sleep, though poppies grow
In Flanders Fields.

John McCrae, a Canadian Army Doctor, wrote this poem to remember his friend who died in the First World War.

We still wear the poppy each November.



THEME ACTIVITY

Peace Cranes

Equipment: white paper cut into 20 cm squares

Instructions:

Work slowly, doing one fold at a time. Follow the directions and illustrations closely.

Preliminary Fold:

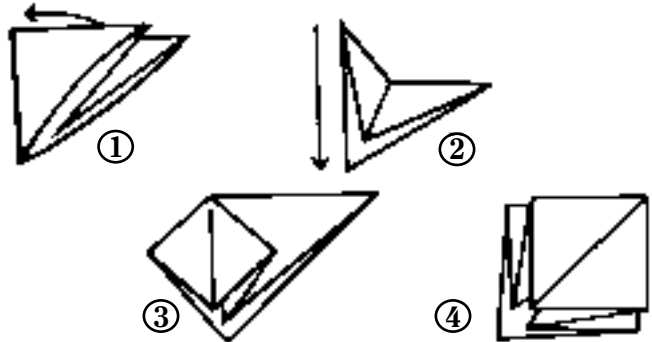
Fold a square of paper in half diagonally to form a triangle. ①

Fold in half again to form a second triangle. ②

Lift top triangle until perpendicular to bottom one. ③

Push down upper tip and squash it flat. ②,③

Turn over paper and repeat first two steps. ④



Bird Base:

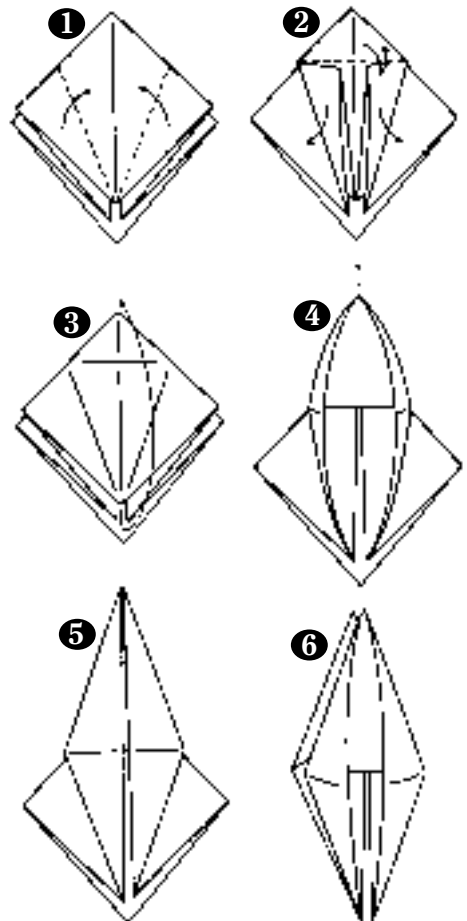
Turn the top flaps of a preliminary fold into centre. ①

Unfold flaps; fold down top and unfold. ②

Hold down bottom layers and grasp bottom corner of top layer of paper. ③

Gently pull toward top of model until edges come together at centre. Smooth down fold. ④,⑤

Turn over and repeat steps on back. ⑥

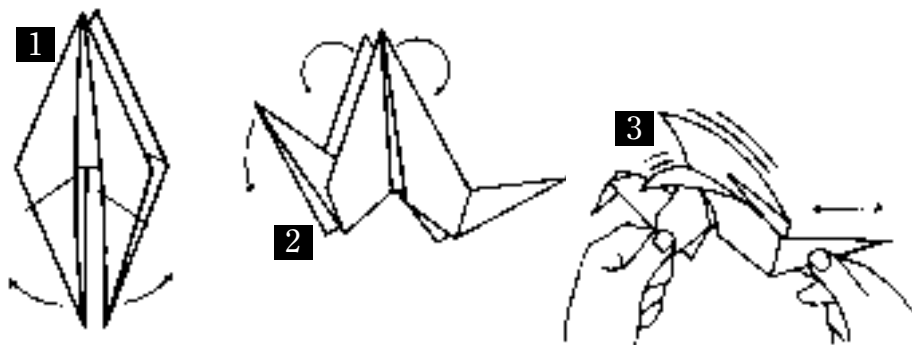


Flapping Bird

Pull up left bottom flap of bird base in a reverse fold. Make a slightly lower reverse fold as a tail on right. ①

Make head with reverse fold and gently roll down wings. ②

Hold bird under front of wings. Pull tail to make wings flap. ③





GAME

Prisoner's Base

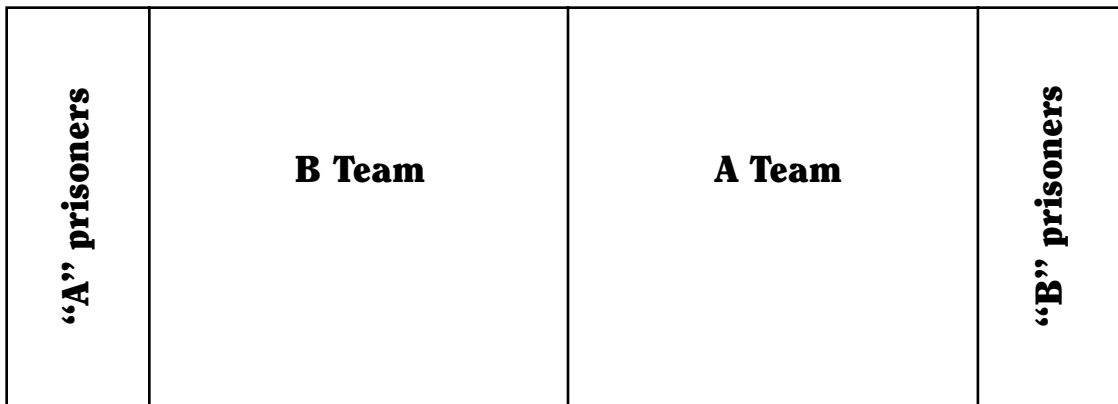
Equipment: one bean bag

Instructions:

Mark off meeting area as shown in diagram.

Divide Cubs into two teams. Identify the teams with pinnies around their arms or in some other fashion.

The object of the game is to try to hit one of the other team so making him/her a prisoner. Team that makes all the opposing team prisoners wins.



Rules:

1. The game starts when the bean bag is thrown into the centre by a leader.
2. For the bean bag to be “live” it must be caught before thrown. It may not be picked up off the ground and thrown straight away.
3. On being hit a Cub goes into the opposing team’s “prison”.
4. Either team may grab for the bean bag in the opposite court, but feet must remain on their own side.
5. Once a team gets a prisoner, if he gets the bean bag, and providing he follows rule #3, he may throw it back over the heads of the opposing team to his own team, who, if they catch it, may throw it straight away to tag an opponent. If there are two prisoners, they may throw the bean bag to each other before throwing to their own team.
6. A direct catch of the bean bag does not constitute a tag, and may be directly thrown back at the opposing team to tag one of them. However, in this case, it may only touch the hands, not any other part of the body.

ACTION SONG

Grand Old Duke of York

Tune: A-Hunting We Will Go

The grand old Duke of York
He had ten thousand men.
He marched them up the hill (Everyone stands up)
And marched them down again (Everyone sits down)
And when you're up, you're up (Everyone stands up)

And when you're down, you're down. (Everyone sits down)

And when you're only halfway up (Everyone stands halfway up)

You're neither up nor down. (Everyone stands up and sits down quickly.)

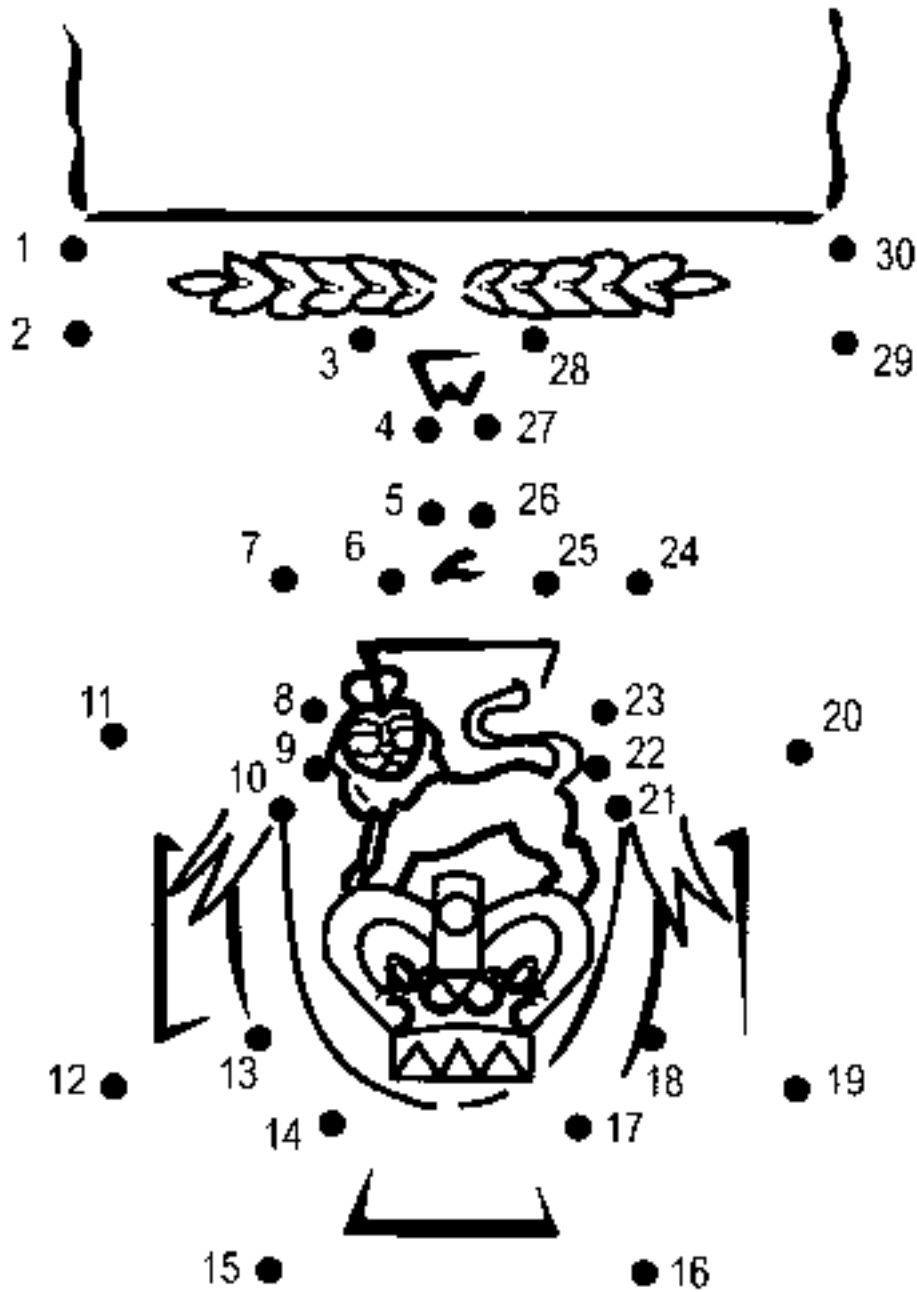


SIX MEETING

Dot to Dot

Distribute the Mystery picture (below) for the Cubs to complete in their six.

Dot to Dot Join the dots to finish the picture



Do you know what it is?

Answer: It's the Victoria Cross, a special medal given to war heroes for bravery, including 94 Canadians

The original version of this document has been provided courtesy of Veterans Affairs Canada.




CLOSING CEREMONY

B.-P.'s Thought

“Let us go forth from here fully determined that we will develop among ourselves and our youth, a comradeship through the worldwide spirit of the Scout brotherhood, so that we may help to develop peace and happiness in the world and goodwill among men.”

B.-P. at the First World Jamboree, 1920



The original version of this document has been provided courtesy of Veterans Affairs Canada.

The Peacekeeping Monument in Ottawa is the first monument in the world dedicated to peacekeeping.