



CUB MEETING SCHEDULE : Week 1

Theme: Remembrance

Date: _____

<i>Time</i>	<i>Activity</i>	<i>Program Details</i>	<i>Leader Responsible</i>
10 mins	Gathering Activity	Battleship Game (See detail planning sheet)	
5 mins	Opening Ceremony	(Details can be found in the Cub Leader's handbook)	
10 mins	Game	Get the Message to the Front Line (See detail planning sheet)	
20 mins	Theme Activity	Poppy Flower and wreath (See detail planning sheet)	
10 mins	Game	Circle Tug of War (See detail planning sheet)	
20 mins	Theme Activity	Visit with a Veteran / Peacekeeper (See detail planning sheet)	
10 mins.	Song/Story	Inter-active Story (See detail planning sheet)	
10 mins.	Six Meeting	Hidden Message	
5 mins	Spiritual Fellowship	- Recite Law/Promise - Prayer	
5 mins	Closing Ceremony	(Details can be found in the Cub Leader Handbook)	
15 mins	Leader Discussion Time	Review meeting & discuss next week's plans	

Badge Links:

Meeting Notes:



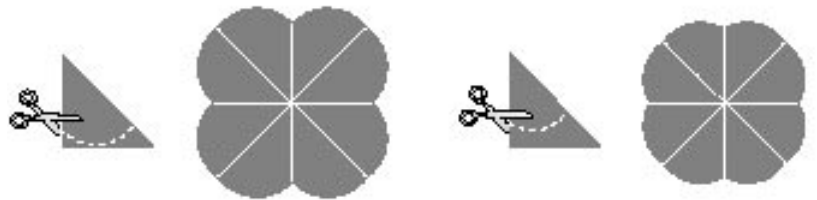
THEME ACTIVITY

Poppy Flower Craft and Memorial Wreath

Equipment: two 12 cm (5 in) squares of red paper, small piece of green paper, glue, scissors

Instructions:

1. Fold squares of red paper into quarters, then diagonally into eights, as shown.
2. Trace the two patterns on the two folded squares as shown, one on each square.
3. Cut the folded squares on the pattern lines and unfold the shapes. They will have a slight bowl shape.
4. Glue the smaller shape inside the larger one.
5. Cut a small (2 cm or 3/4 in) circle of black paper and glue it in the centre of the flower.

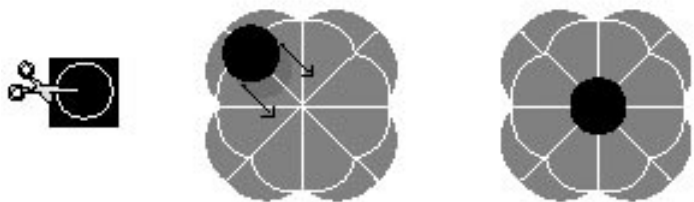
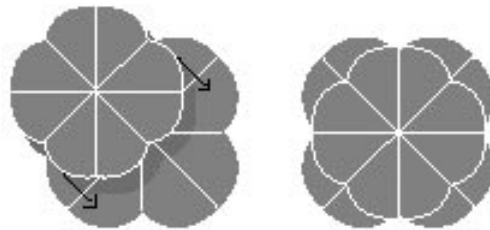


Memorial Wreath

Equipment: a large cardboard wreath coloured green. Add a "Thank You" sign at the top of the wreath.

Instructions:

- As the Cubs finish their poppy shape, either glue or staple them to the wreath.
- Display the wreath during the meeting.





GAME

Circle Tug of War

Equipment: one empty plastic pop bottle per six, one rope long enough for all members to hold onto

Instructions:

Sixes in a circle all holding onto the rope. About five feet behind each six, place an upright pop bottle. Each six tries to pull on the rope so that one member of their six can pick up the bottle. First six to do so, wins.

THEME ACTIVITY

Visit with a Veteran or Peacekeeper

Invite a Veteran or Peacekeeper to talk to the Cubs about their experiences.

INTER-ACTIVE STORY

The original version of this document has been provided courtesy of Veterans Affairs Canada.

Instructions:

Certain words in the story require the Cubs to perform an action. Ask the Cubs to sit in a circle. Divide them into three groups, assigning each group the action for one word (see below). When “Peacekeeper / Peace” is read, everyone does the action. Read the story, allowing the Cubs time to do the action when they hear their word.

Canadian – Stand up and say “Oh Canada”

Soldiers – Stand up, say “Attention”, and salute (Show how to salute)

War – Stand up and say “No more war!”

Peacekeeping / Peace – Everyone stand up, say “Peace” and make the Peace sign



Canada’s Role in the Wars – Past and Present

The First World War (1914 – 1918)

Canadian soldiers fought on the battlefields of Europe in trenches filled with water, mud and rats. Soldiers wore masks to protect themselves against a deadly new weapon in the war, poison gas. Canada’s greatest victory was the Battle of Vimy Ridge in France. Both French and British troops had already tried and failed to capture this important hill. But, on April 9, 1917, Canadian soldiers swept forward to victory through sleet, wind and snow.

The Second World War (1939 – 1945)

Canadian soldiers saw combat in Europe, Africa and Asia for six long years. In the Battle of the Atlantic they fought German submarines to prevent the sinking of Allied ships. In Italy, and at Dieppe in France, many were wounded, died or taken prisoner. Canadian soldiers were in the front lines at D-Day, the great invasion that helped win the war. They went on to free the Netherlands. At home, Canadian men and women built tanks, ships, planes, guns and ammunition.



The Korean War (1950 – 1953)

Canadian soldiers fought through heavy rain and snow alongside other United Nation forces in the mountains, swamps and rice fields. At Kapyong, Canadian soldiers were surrounded by North Korean troops, but they bravely held on and turned back the enemy. For this, they were awarded a special honour for bravery.

Peacekeeping

After the Korean war, Canadians looked for new ways to prevent conflict. They continued to help build the peace-keeping forces of the United Nations, established in 1945. Since then, Canadian Peacekeepers have worked all over the world. They bring supplies and medical care to those in need, help rebuild war-torn areas, supervise elections and clear away land mines. Most importantly, they help to prevent the outbreak of war, keeping the Peace.

SIX MEETING

Decipher the Hidden Message

Distribute the hidden message (below) for Cubs to decipher in their sixes.

Answer: Tomb; Unknown; War; Memorial; Ottawa

Hidden Message
Use the code to decipher the message

B=A C=B F=E J=I L=H M=L
N=M O=N P=O S=R U=T V=U X=W

The of the


 U P N C V O L O P X O

Soldier rests in front of the National

 X B S N F N P S J B M

in

 P U U B X B



The original version of this document has been provided courtesy of Veterans Affairs Canada.